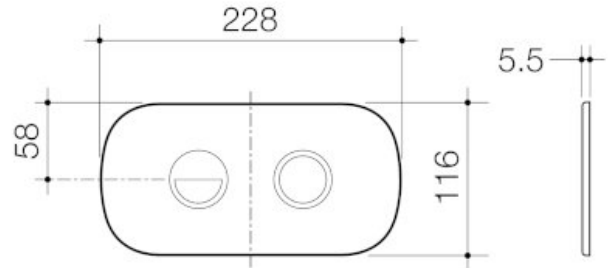


# Contura II Invisi Series II® Round DC Dual Flush Button Panel - Black

Code: 848810B



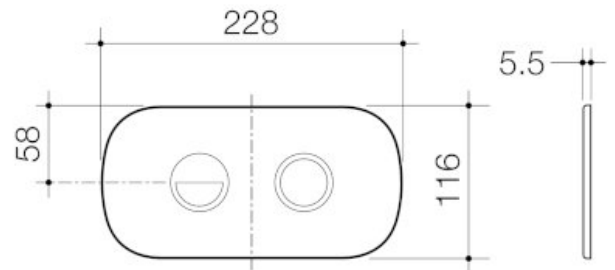
## Attributes

## Features & Benefits

- -Invisi Series II® Buttons can be installed on the wall above the toilet, on a benchtop or counter.
- Fully concealed fixing.
- Provides complete service access to the Invisi Series II® cistern

# Contura II Invisi Series II® Round DC Dual Flush Button Panel - Brushed Brass

Code: 848810BB



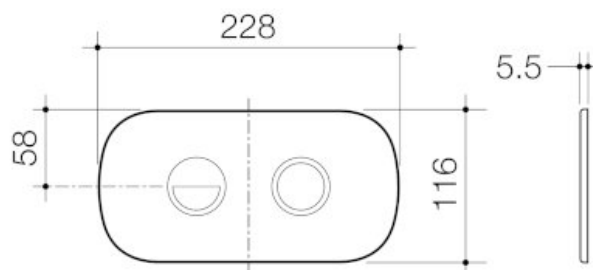
## Attributes

## Features & Benefits

- -Invisi Series II® Buttons can be installed on the wall above the toilet, on a benchtop or counter.
- Fully concealed fixing.
- Provides complete service access to the Invisi Series II® cistern

# Contura II Invisi Series II® Round DC Dual Flush Button Panel - Brushed Bronze

Code: 848810BBZ



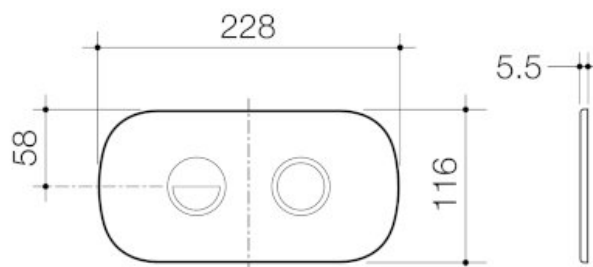
## Attributes

## Features & Benefits

- -Invisi Series II® Buttons can be installed on the wall above the toilet, on a benchtop or counter.
- Fully concealed fixing.
- Provides complete service access to the Invisi Series II® cistern

# Contura II Invisi Series II® Round DC Dual Flush Button Panel - Brushed Nickel

Code: 848810BN



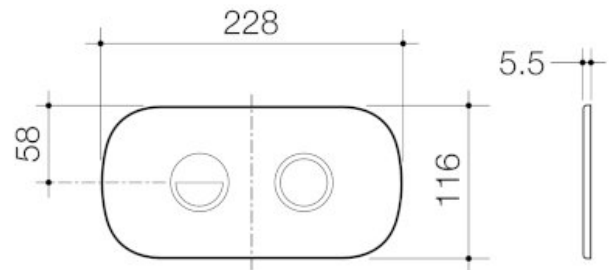
## Attributes

## Features & Benefits

- -Invisi Series II® Buttons can be installed on the wall above the toilet, on a benchtop or counter.
- Fully concealed fixing.
- Provides complete service access to the Invisi Series II® cistern

# Contura II Invisi Series II® Round DC Dual Flush Button Panel - Chrome

Code: 848810C



## Attributes

## Features & Benefits

- Invisi Series II® Buttons can be installed on the wall above the toilet, on a benchtop or counter.
- Fully concealed fixing.
- Provides complete service access to the Invisi Series II® cistern